

3




Satz des Tages



3



Wort des Tages


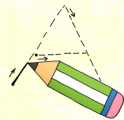


3



Satz des Tages

Silben

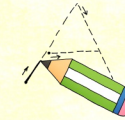


3




Wort des Tages

Silben




Zeichne die Silbenbögen.



Schreibe die Silben farbig.

Silben

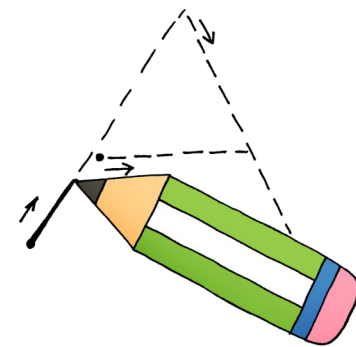


Wörter des Tages

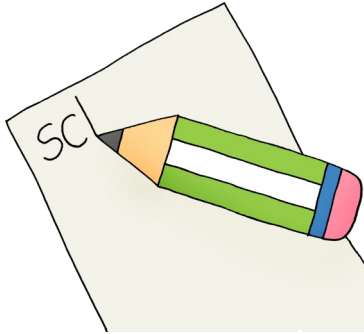
Silben




Spure das Wort nach.



Schreibe das Wort.



Schreibe das Wort ab.



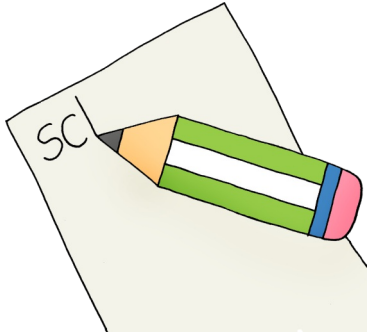
Markiere die Königsbuchstaben.



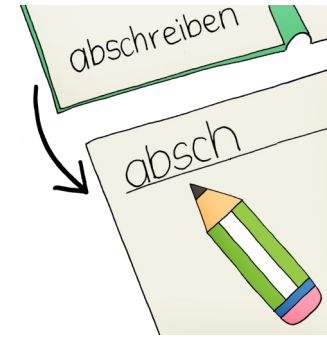
Markiere die Königsbuchstaben.



Schreibe den Satz.




Schreibe den Satz ab.



Schwinge die Silben.



Zeichne die Silbenbögen ein.



Korrigiere.




Markiere schwierige Stellen.



Bestimme die Wortarten.



Bestimme die Wortarten.



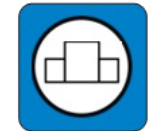
Schreibe die Artikel zu den Nomen.

● der

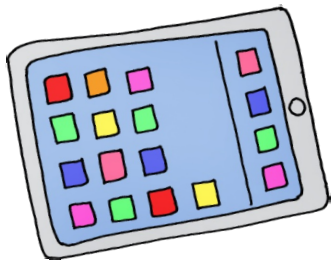
● die

● das

Schreibe zu jedem Wort die Strategie.




Sprich die Wörter mit dem Talker.




Gebärde die Wörter.







www.materialwerkstatt-blog.de Illustrationen und Schrift: www.scrappindoodles.com & www.worksheetcrafter.com



www.materialwerkstatt-blog.de Illustrationen und Schrift: www.scrappindoodles.com & www.worksheetcrafter.com



www.materialwerkstatt-blog.de Illustrationen und Schrift: www.scrappindoodles.com & www.worksheetcrafter.com



www.materialwerkstatt-blog.de Illustrationen und Schrift: www.scrappindoodles.com & www.worksheetcrafter.com