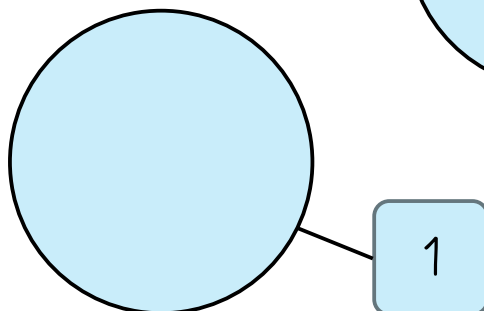
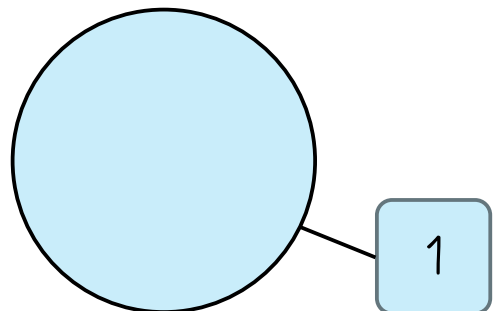
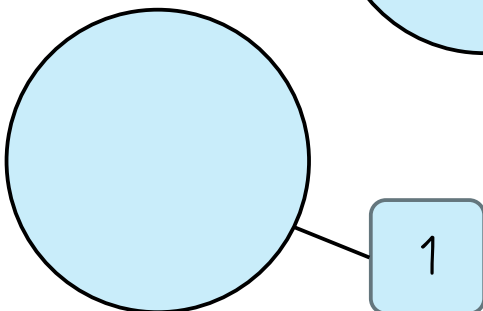
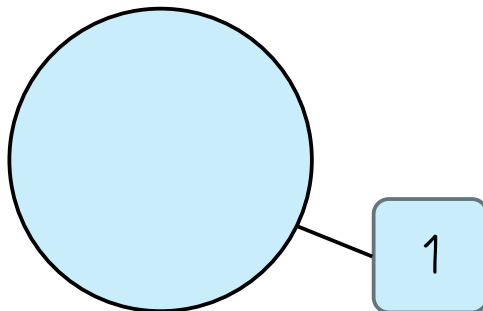
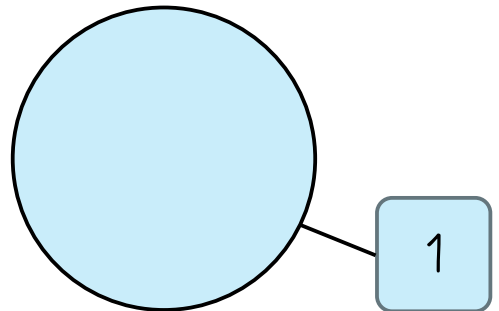
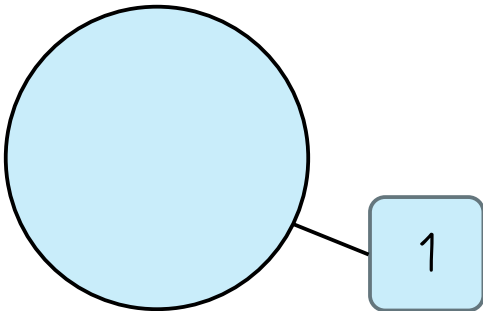
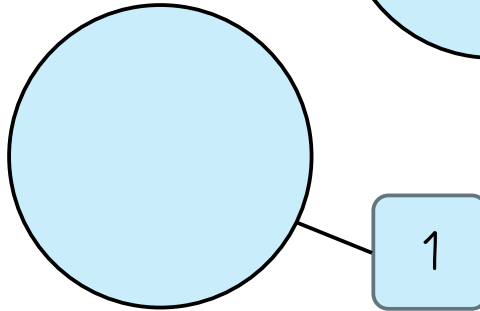
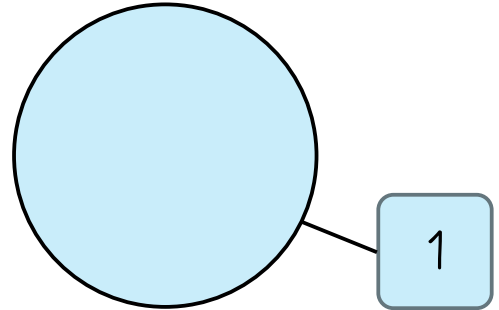
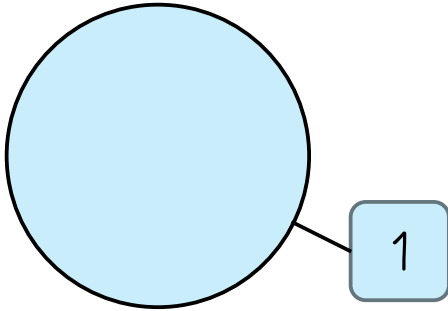



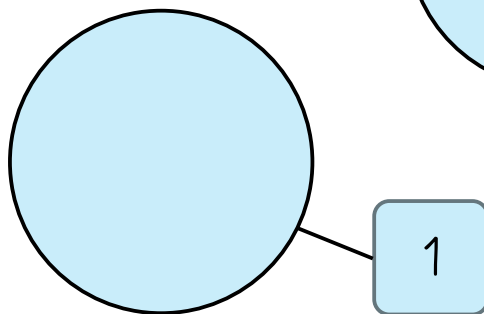
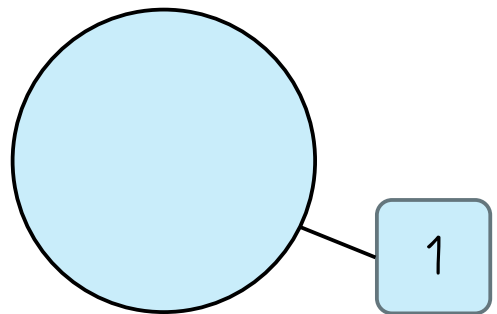
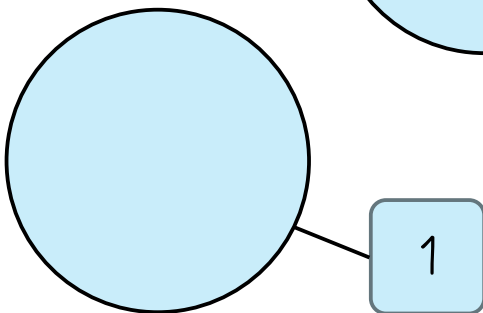
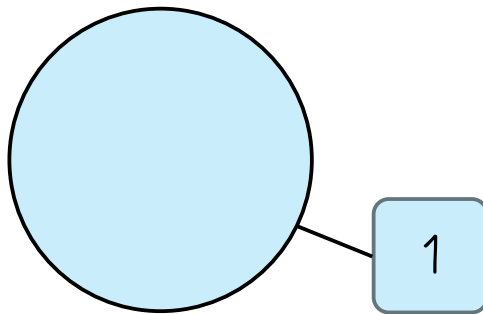
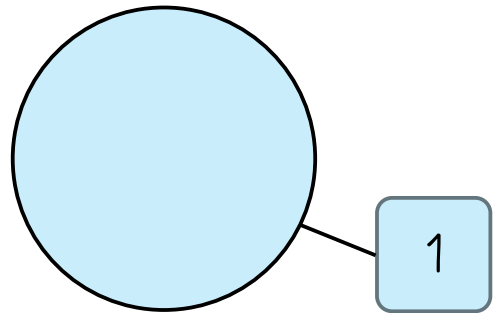
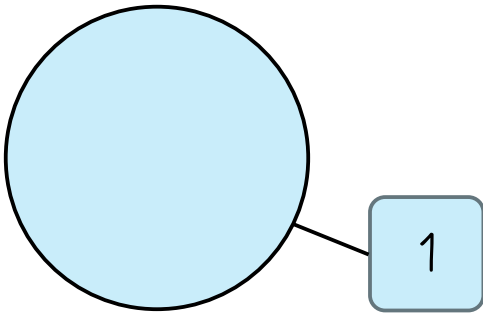
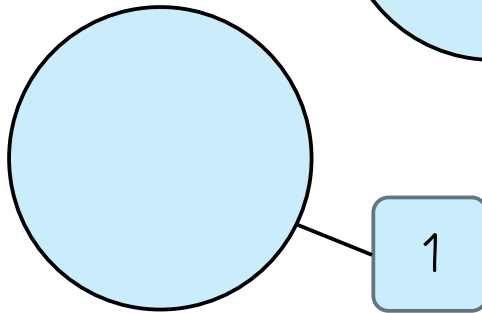
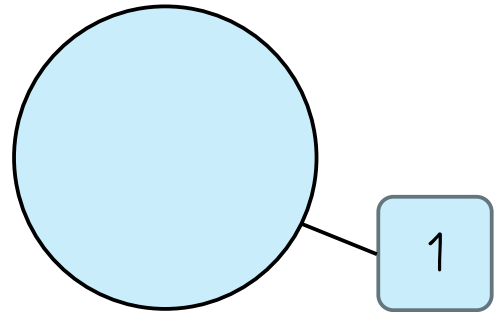
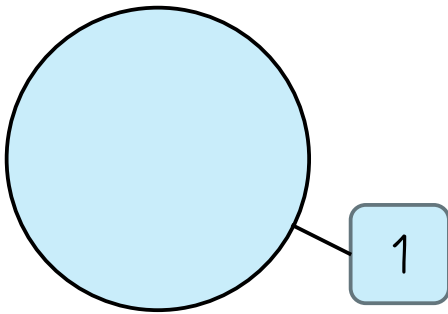
1

Die Zahl 1:
Male die passende Anzahl an Punkten.





1

Die Zahl 1:
Lege die passende Anzahl
an Muggelsteinen.




2


Die Zahlen 1-2:
Male die passende Anzahl an Punkten.




2




1




2




1




2




2



1




1




2

2


Die Zahlen 1-2:
Lege die passende Anzahl
an Muggelsteinen.




2




2




1




1




2




1



2





2




1

3


Die Zahlen 1-3:
Male die passende Anzahl an Punkten.




3




1




3




2




3




1



3




3




2

3


Die Zahlen 1-3:
Lege die passende Anzahl
an Muggelsteinen.




3




3




2




1




1




3



2



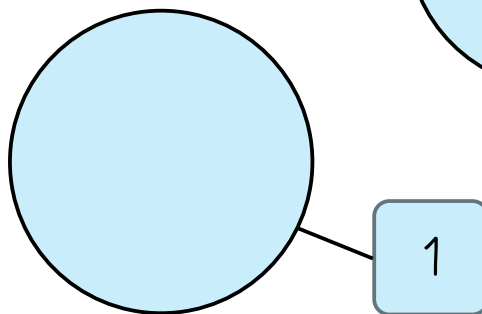
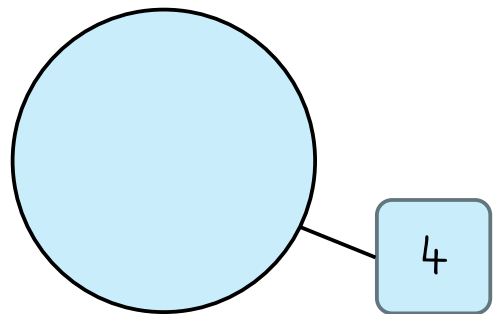
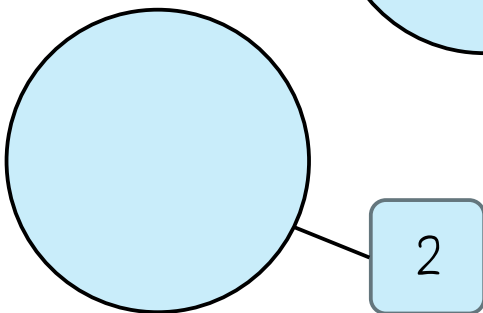
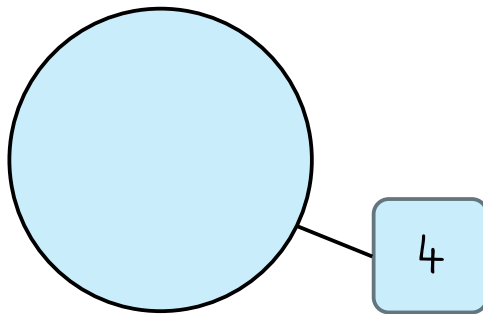
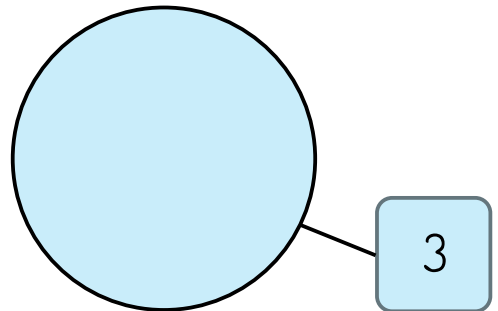
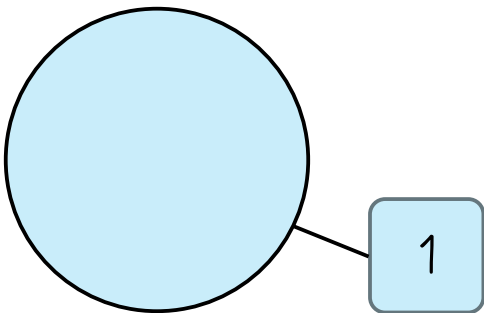
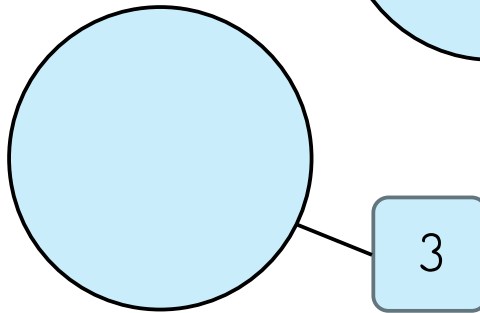
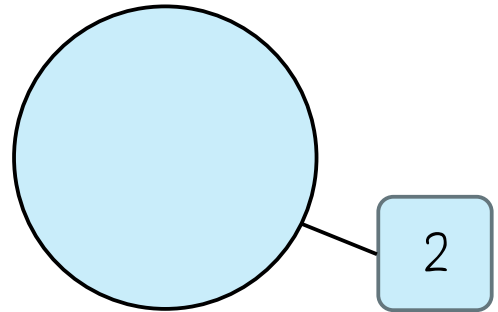
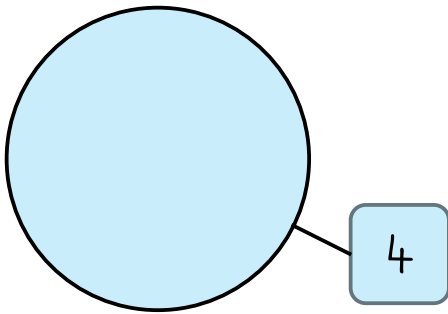

3



3




Die Zahlen 1-4:
Male die passende Anzahl an Punkten.




4


Die Zahlen 1-4:
Lege die passende Anzahl
an Muggelsteinen.




4




1




2




3




4




2



1





3




4

5


Die Zahlen 1-5:
Male die passende Anzahl an Punkten.




5




5




3




4




1




5



2




4




3

5


Die Zahlen 1-5:
Lege die passende Anzahl
an Muggelsteinen.




5




4




2




3




3




1



4



5



5

Hinweise zum Material:

Michaela Lindmüller (www.materialwerkstatt-blog.de)

Erstellt mit dem Worksheet Crafter (www.worksheetcrafter.com)

Das Material darf für unterrichtliche Zwecke angefertigt und genutzt werden. Eine Weitergabe auf allen Medienträgern, die gewerbliche Nutzung oder eine Verbreitung über das Internet ist ausdrücklich untersagt. Das Setzen sogenannter Deep-Links zum direkten Download der Dateien bei Umgehung der Website www.materialwerkstatt-blog.de ist untersagt.

Hinweise zum Drucken:

Vor dem Ausdrucken sollte die Datei erst über den „Pfeil“ oder rechter Mausklick und „Datei speichern“ auf die eigene Festplatte herunter geladen werden und von dort neu wieder geöffnet werden. So entstehen weniger Probleme und die Datei wird korrekt angezeigt sowie gedruckt.