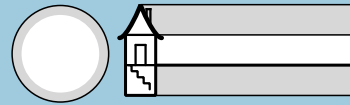
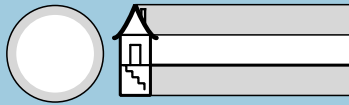
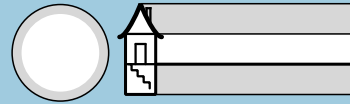
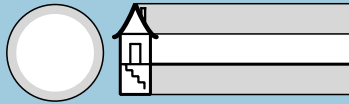
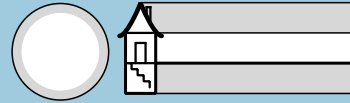
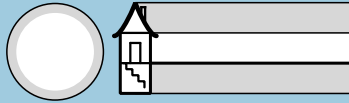
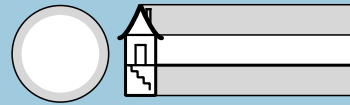
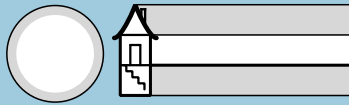
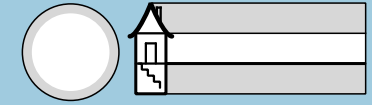
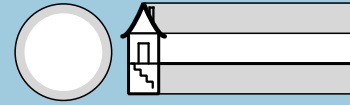
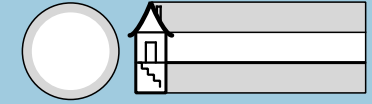
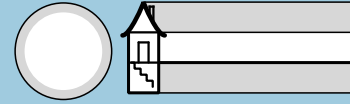
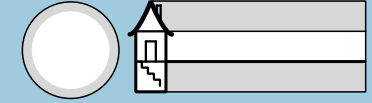
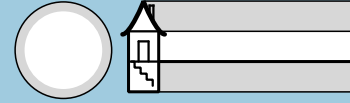
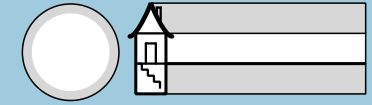
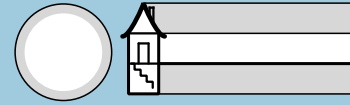




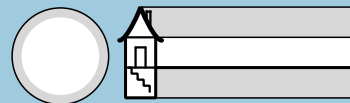
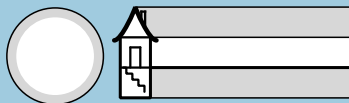
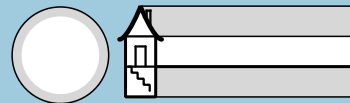
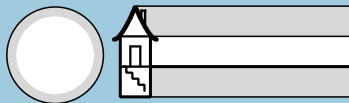
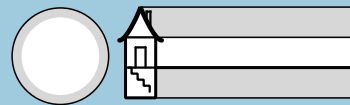
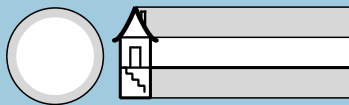
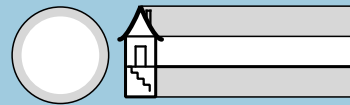
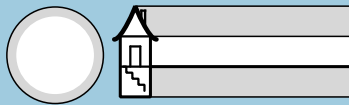
Höre mit dem Anybook Audiostift und schreibe den Buchstaben auf.



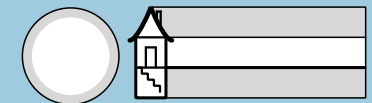
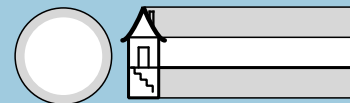
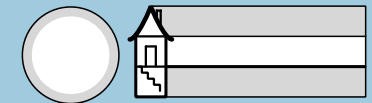
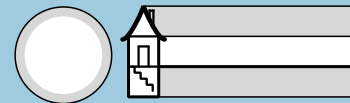
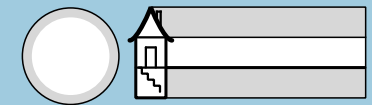
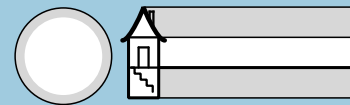
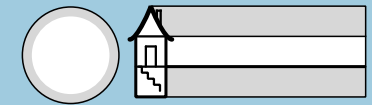
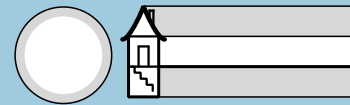
Höre mit dem Anybook Audiostift und schreibe den Buchstaben auf.



Höre mit dem Anybook Audiostift und schreibe den Buchstaben auf.



Höre mit dem Anybook Audiostift und schreibe den Buchstaben auf.





Höre mit dem Anybook Audiostift und schreibe den Buchstaben auf.





Höre mit dem Anybook Audiostift und schreibe den Buchstaben auf.





Höre mit dem Anybook Audiostift und schreibe den Buchstaben auf.














Höre mit dem Anybook Audiostift und schreibe den Buchstaben auf.























Höre mit dem Anybook Audiostift und schreibe den Buchstaben auf.





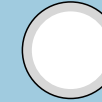



	
	
	
	


	
	
	
	











Höre mit dem Anybook Audiostift und schreibe den Buchstaben auf.









	
	
	
	











Höre mit dem Anybook Audiostift und schreibe den Buchstaben auf.









	
	
	
	



Höre mit dem Anybook Audiostift und schreibe den Buchstaben auf.


	
	
	
	





Höre mit dem Anybook Audiostift und schreibe den Buchstaben auf.





Höre mit dem Anybook Audiostift und schreibe den Buchstaben auf.





Höre mit dem Anybook Audiostift und schreibe den Buchstaben auf.





Höre mit dem Anybook Audiostift und schreibe den Buchstaben auf.







Höre mit dem Anybook Audiostift und schreibe den Buchstaben auf.





Höre mit dem Anybook Audiostift und schreibe den Buchstaben auf.





Höre mit dem Anybook Audiostift und schreibe den Buchstaben auf.













Höre mit dem Anybook Audiostift und schreibe den Buchstaben auf.























Höre mit dem Anybook Audiostift und schreibe den Buchstaben auf.









	
	
	
	











Höre mit dem Anybook Audiostift und schreibe den Buchstaben auf.









	
	
	
	











Höre mit dem Anybook Audiostift und schreibe den Buchstaben auf.









	
	
	
	



Höre mit dem Anybook Audiostift und schreibe den Buchstaben auf.

















	
	
	
	





















Höre mit dem Anybook Audiostift und schreibe den Buchstaben auf.



Höre mit dem Anybook Audiostift und schreibe den Buchstaben auf.



# Buchstaben hören und schreiben mit dem Anybook Audiostift



## Hinweise zum Material:


Michaela Lindmüller ([www.materialwerkstatt-blog.de](http://www.materialwerkstatt-blog.de))  
Erstellt mit dem Worksheet Crafter ([www.worksheetcrafter.com](http://www.worksheetcrafter.com))

Das Material darf für unterrichtliche Zwecke angefertigt und genutzt werden. Eine Weitergabe auf allen Medienträgern, die gewerbliche Nutzung oder eine Verbreitung über das Internet ist ausdrücklich untersagt. Das Setzen sogenannter Deep-Links zum direkten Download der Dateien bei Umgehung der Website [www.materialwerkstatt-blog.de](http://www.materialwerkstatt-blog.de) ist untersagt.

Zur Bearbeitung der Kartei werden ein Anybook Audiostift sowie ein dazugehöriges Sticker-Set in gelb (Durchmesser 1cm) benötigt. Die Sticker in die vorgesehenen Kreise kleben und anschließend mit beliebigen Buchstaben besprechen.

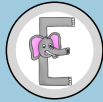
## Hinweise zum Drucken:

Vor dem Ausdrucken sollte die Datei erst über den „Pfeil“ oder rechter Mausklick und „Datei speichern“ auf die eigene Festplatte herunter geladen werden und von dort neu wieder geöffnet werden. So entstehen weniger Probleme und die Datei wird korrekt angezeigt sowie gedruckt.





Aufgabenkarte von \_\_\_\_\_

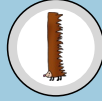


www.materialwerkstatt-blog.de

Illustrationen & Schrift: www.worksheetcrafter.com



Aufgabenkarte von \_\_\_\_\_



www.materialwerkstatt-blog.de

Illustrationen & Schrift: www.worksheetcrafter.com



Aufgabenkarte von \_\_\_\_\_

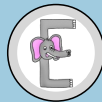


www.materialwerkstatt-blog.de

Illustrationen & Schrift: www.worksheetcrafter.com



Aufgabenkarte von \_\_\_\_\_



www.materialwerkstatt-blog.de

Illustrationen & Schrift: www.worksheetcrafter.com







Lösungen





















Lösungen





















Lösungen





















Lösungen

























